


Tyche Industries Limited




Introductory sub-table (I)(a)


Name of the Company: TYCHE INDUSTRIES LIMITED			
Scrip Code, Name of the scrip, class of security: 532384, TYCHE, EQUITY			
Quarter ended: 30 th JUNE 2012			
Partly paid-up shares:-			
	No. of partly paid-up shares	As a % of total no. of partly paid-up shares	As a % of total no. of shares of the company
Held by promoter/promoter group	27500	7.64	0.27
Held by public	332300	92.36	3.24
Total	359800	100	3.51
Outstanding convertible securities:-			
	No. of outstanding securities	As a % of total no. of outstanding convertible securities	As a % of total no. of shares of the company, assuming full conversion of the convertible securities
Held by promoter/promoter group	0	0	0
Held by public	0	0	0
Total	0	0	0
Warrants:-			
	No. of warrants	As a % of total no. of warrants	As a % of total no. of shares of the company, assuming full conversion of warrants
Held by promoter/promoter group	0	0	0
Held by public	0	0	0
Total	0	0	0
Total paid-up capital of the company, assuming full conversion of warrants and convertible securities		10250000 Equity Shares of Rs.10/- each	



Statement Showing Shareholding Pattern								
Category code	Category of Shareholder	Number of Shareholders	Table (I)(a)		Total shareholding as a percentage of total number of shares		Shares Pledged or otherwise encumbered	
			Total number of shares	Number of shares held in dematerialized form	As a percentage of (A+B) ¹	As a percentage of (A+B+C)	Number of shares	As a percentage
(I)	(II)	(III)	(IV)	(V)	(VI)	(VII)	(VIII)	(IX) = (VIII)/(IV)*100
(A)	Shareholding of Promoter and							
1	Indian							
(a)	Individuals/ Hindu Undivided Family	7	2040280	2038020	19.91	19.91	0	0.00
(b)	Central Government/ State Government(s)				0.00	0.00	0	0.00
(c)	Bodies Corporate	4	3211324	3211324	31.33	31.33	0	0.00
(d)	Financial Institutions/ Banks				0.00	0.00	0	0.00
(e)	Any Others(Specify)				0.00	0.00	0	0.00
(e-i)					0.00	0.00	0	0.00
(e-ii)					0.00	0.00	0	0.00
	Sub Total(A)(1)	11	5251604	5249344	51.24	51.24	0	0.00
2	Foreign							
a	Individuals (Non-Residents Individuals/ Foreign Individuals)	0	0	0	0.00	0.00	0	0.00
b	Bodies Corporate	0	0	0	0.00	0.00	0	0.00
c	Institutions	0	0	0	0.00	0.00	0	0.00
d	Qualified Foreign Investor	0	0	0	0.00	0.00	0	0.00
e	Any Others(Specify)	0	0	0	0.00	0.00	0	0.00
	Sub Total(A)(2)	0	0	0	0.00	0.00	0	0.00
	Total Shareholding of Promoter and	11	5251604	5249344	51.24	51.24	0	0.00
(B)	Public shareholding							
1	Institutions							
(a)	Mutual Funds/ UTI	0	0	0	0.00	0.00	0.00	0.00
(b)	Financial Institutions Banks	0	0	0	0.00	0.00	0.00	0.00
(c)	Central Government/ State Government(s)	0	0	0	0.00	0.00	0.00	0.00
(d)	Venture Capital Funds	0	0	0	0.00	0.00	0.00	0.00
(e)	Insurance Companies	0	0	0	0.00	0.00	0.00	0.00
(f)	Foreign Institutional Investors	0	0	0	0.00	0.00	0.00	0.00
(g)	Foreign Venture Capital Investors	0	0	0	0.00	0.00	0.00	0.00
(h)	Qualified Foreign Investor	0	0	0	0.00	0.00	0.00	0.00
(i)	Any Other (specify)	0	0	0	0.00	0.00	0.00	0.00
	Sub-Total (B)(1)	0	0	0	0.00	0.00	0	0.00



B 2	Non-institutions							
(a)	Bodies Corporate	75	1820994	1703194	17.77	17.77	0	0
(b)	Individuals				0.00	0.00	0	0
I	Individuals -i. Individual shareholders holding nominal share capital up to Rs 1 lakh	2134	1822703	1471190	17.78	17.78	1400	0.08
II	ii. Individual shareholders holding nominal share capital in excess of Rs. 1 lakh.	46	1334058	1135058	13.02	13.02	0	0.00
(c)	Qualified Foreign Investor	0	0	0	0.00	0.00	0	0.00
(d)	Any Other (specify)	11	20641	20641	0.20	0.20	0	0.00
	Sub-Total (B)(2)	2266	4998396	4330083	48.76	48.76	1400.00	0.08
(B)	Total Public Shareholding (B)= (B)(1)+(B)(2)	2266	4998396	4330083	48.76	48.76	1400.00	0.08
	TOTAL (A)+(B)	2277	10250000	9579427	100.00	100.00	1400	0.08
(C)	Shares held by Custodians and against which Depository Receipts have been issued							
1	Promoter and Promoter Group					0.00	0	0
2	Public					0.00	0	0
	Sub-Total (C)	0	0	0		0	0	0
	GRAND TOTAL (A)+(B)+(C)	2277	10250000	9579427		100.00	1400	0.08



(1)(b) Statement showing holding of securities (including shares, warrants, convertible securities) of persons belonging to the category "Promoter and Promoter Group"

Sr. No.	Name of the shareholder	Details of Shares held			Encumbered shares (*)			Details of warrants			Details of convertible securities			Total shares (including underlying shares assuming full conversion of warrant and convertible securities) as a % of diluted share capital
		Number of shares held	As a % of grand total (A)+(B)+(C)	No.	As a percentage of grand total (A)+(B)+(C) of sub-clause (1)(a)	As a % of grand total (A)+(B)+(C) of sub-clause (1)(a)	Number of warrants held	As a % of total No of warrants of the same class	Number of convertible securities held	As a % of total No of convertible securities of the same class				
(i)	(ii)	(iii)	(iv)	(v)	(vi)=(v)/(iii)*100	(vii)	(viii)	(ix)	(x)	(xi)	(xii)			
1	G SANDEEP	766920	7.48	0	0.00	0.00	0	0.00	0	0.00	7.48			
2	GOKARAJU GANESH KUMAR	1231100	12.01	0	0.00	0.00	0	0.00	0	0.00	12.01			
3	L SATYA SRINIVAS	40000	0.39	0	0.00	0.00	0	0.00	0	0.00	0.39			
4	G VIJAYA KUMARI	1600	0.02	0	0.00	0.00	0	0.00	0	0.00	0.02			
5	GRAMA RAJU	280	0.00	0	0.00	0.00	0	0.00	0	0.00	0.00			
6	G SUBBA RAJU	100	0.00	0	0.00	0.00	0	0.00	0	0.00	0.00			
7	B NASI RAJU	1496917	14.60	0	0.00	0.00	0	0.00	0	0.00	14.60			
8	SILVER OAK TECHNOLOGIES PVT LIME	1496356	14.60	0	0.00	0.00	0	0.00	0	0.00	14.60			
9	SRI INDRA DISTILLERY (P) LIMITED	31000	0.30	0	0.00	0.00	0	0.00	0	0.00	0.30			
10	SRI CELLARS PVT LTD	187057	1.82	0	0.00	0.00	0	0.00	0	0.00	1.82			
11	INAG PROJECTS PRIVATE LIMITED			0	0.00	0.00	0	0.00	0	0.00				
TOTAL		5251604	51.24	0	0.00	0.00	0	0.00	0	0.00	51.24			

(*) The term "encumbrance" has the same meaning as assigned to it in regulation 28(3) of the SAST Regulations, 2011


(I)(c)(ii) Statement showing holding of securities (including shares, warrants, convertible securities) of persons (together with PAC) belonging to the category "Public" and holding more than 5% of the total number of shares of the company

Sr. No.	Name(s) of the shareholder(s) and the Persons Acting in Concert (PAC) with them	Number of shares	Shares as a percentage of total number of shares {i.e., Grand Total (A)+(B)+(C) indicated in Statement at para (I)(a) above}	Details of warrants		Details of convertible securities			Total shares (including underlying shares assuming full conversion of warrants and convertible securities) as a % of diluted share capital
				Number of warrants	As a % total number of warrants of the same class	Number of convertible securities held	% w.r.t total number of convertible securities of the same class		
1	TYCHE CHEM LIMITED	1533532	14.96	0	0	0	0	0	14.96
TOTAL		1533532	14.96	0.00	0.00	0.00	0.00	0.00	14.96

A handwritten signature in black ink is written over a circular stamp. The stamp contains some illegible text, possibly a company name or official seal. The signature is a cursive-style name.

(II)(a) Statement showing details of Depository Receipts (DRs)

Sr. No.	Type of outstanding DR (ADRs, GDRs, SDRs, etc.)	Number of outstanding DRs	Number of shares underlying outstanding DRs	Shares underlying outstanding DRs as a percentage of total number of shares {i.e., Grand Total (A)+(B)+(C) indicated in Statement at para (I)(a) above}
NIL				



(11)(b) Statement showing holding of Depository Receipts (DRs), where underlying shares held by "promoter/promoter group" are in excess of 1% of the total number of shares

Sr. No.	Name of the DR Holder	Type of outstanding DR (ADRs, GDRs, SDRs, etc.)	Number of shares underlying outstanding DRs	Shares underlying outstanding DRs as a percentage of total number of shares {i.e., Grand Total (A)+(B)+(C) indicated in Statement at para (1)(a) above}
NIL				

