

Tyche Industries Limited



Date: 16th October, 2012

To
Manager (CRD)
BSE Ltd.
Phiroze Jeejeebhoy Towers,
Dalal Street, Fort,
Mumbai - 400 001

Scrip Code: 532384

Dear Sir,

Sub: Submission of Share Holding Pattern for the quarter ended 30th September, 2012 under clause 35 of the Listing Agreement

Pursuant to Clause 35 of the Listing Agreement, please find enclosed herewith the Share holding pattern of the company for the quarter ended 30th September, 2012.

Kindly take the above on your record and acknowledge the receipt of the same.

Thanking you,

Yours faithfully,

For Tyche Industries Limited

G. Ganesh Kumar

Chairman & Managing Director




Encl: A/a

Tyche Industries Limited



Introductory sub-table (I)(a)

Name of the Company: TYCHE INDUSTRIES LIMITED				
Scrip Code, Name of the scrip, class of security: 532384, TYCHE, EQUITY				
Quarter ended: 30 th September 2012				
Partly paid-up shares:-		No. of partly paid-up shares	As a % of total no. of partly paid-up shares	As a % of total no. of shares of the company
Held by promoter/promoter group		27500	36.91	0.2683
Held by public		47000	63.09	0.4585
Total		74500	100.00	0.7268
Outstanding convertible securities: No. of outstanding securities		No. of outstanding securities	As a % of total no. of outstanding convertible securities	As a % of total no. of shares of the company, assuming full conversion of the convertible securities
Held by promoter/promoter group			0	0
Held by public			0	0
Total		0	0	0
Warrants:-		No. of warrants	As a % of total no. of warrants	As a % of total no. of shares of the company, assuming full conversion of warrants
Held by promoter/promoter group			0	0
Held by public			0	0
Total		0	0	0
Total paid-up capital of the company, assuming full conversion of warrants and convertible securities		102500000		




Statement Showing Shareholding Pattern

Category code	Category of Shareholder	Number of Shareholders	Table (I)(a)		Total shareholding as a percentage of total number of shares		Shares Pledged or otherwise encumbered	
			Total number of shares	Number of shares held in dematerialized form	As a percentage of (A+B) ¹	As a percentage of (A+B+C)	Number of shares	As a percentage
			(iv)	(v)	(vi)	(vii)	(viii)	(ix) = (viii) / (iv) * 100
(d)	(ii)	(iii)	(iv)	(v)	(vi)	(vii)	(viii)	(ix) = (viii) / (iv) * 100
(A)	Shareholding of Promoter and							
1	Indian							
(a)	Individuals Hindu Undivided Family	7	2040280	2038020	19.91	19.91	0	0.00
(b)	Central Government State Government(s)				0.00	0.00	0	0.00
(c)	Bodies Corporate	4	3211324	3211324	31.33	31.33	0	0.00
(d)	Financial Institutions Banks				0.00	0.00	0	0.00
(e)	Any Others(Specify)				0.00	0.00	0	0.00
(e-i)					0.00	0.00	0	0.00
(e-ii)								
	Sub Total(A)(1)	11	5251604	5249344	51.24	51.24	0	0.00
2	Foreign							
a	Individuals (Non-Residents Individuals Foreign Individuals)		0	0	0.00	0.00	0	0.00
b	Bodies Corporate		0	0	0.00	0.00	0	0.00
c	Institutions		0	0	0.00	0.00	0	0.00
d	Qualified Foreign Investor		0	0	0.00	0.00	0	0.00
e	Any Others(Specify)		0	0	0.00	0.00	0	0.00
e-i			0	0	0.00	0.00	0	0.00
e-ii								
	Sub Total(A)(2)	0	0	0	0.00	0.00	0	0.00
	Total Shareholding of Promoter and	11	5251604	5249344	51.24	51.24	0	0.00
(B)	Public shareholding							
1	Institutions							
(a)	Mutual Funds UTI		0	0	0.00	0.00	0.00	0.00
(b)	Financial Institutions Banks		0	0	0.00	0.00	0.00	0.00
(c)	Central Government State Government(s)		0	0	0.00	0.00	0.00	0.00
(d)	Venture Capital Funds		0	0	0.00	0.00	0.00	0.00
(e)	Insurance Companies		0	0	0.00	0.00	0.00	0.00
(f)	Foreign Institutional Investors		0	0	0.00	0.00	0.00	0.00
(g)	Foreign Venture Capital Investors		0	0	0.00	0.00	0.00	0.00
(h)	Qualified Foreign Investor		0	0	0.00	0.00	0.00	0.00
(i)	Any Other (specify)		0	0	0.00	0.00	0.00	0.00
(i-ii)			0	0	0.00	0.00	0.00	0.00
(i-ii)								
	Sub-Total (B)(1)	0	0	0	0.00	0.00	0	0.00



B 2	Non-institutions								
(a)	Bodies Corporate	84	1848984	1834563	18.04	18.04	0	0	
(b)	Individuals				0.00	0.00	0	0	
	Individuals - Individual shareholders holding nominal share capital up to Rs 1 lakh	2136	1879960	1464768	18.34	18.34	1400	0.07	
	Individual shareholders holding nominal share capital in excess of Rs 1 lakh	41	1248501	1009801	12.18	12.18	0	0.00	
(c)	Qualified Foreign Investor	0	0	0	0.00	0.00	0	0.00	
(d)	Any Other (specify)	13	20951	20951	0.20	0.20	0	0.00	
(d-i)					0.00	0.00	0	0.00	
(d-ii)									
	Sub-Total (B)(2)	2274	4998396	4330083	48.76	48.76	1400.00	0.07	
(B)	Total Public Shareholding (B)= (B)(1)+(B)(2)	2274	4998396	4330083	48.76	48.76	1400.00	0.07	
	TOTAL (A)+(B)	2285	10250000	9579427	100.00	100.00	1400	0.07	
(C)	Shares held by Custodians and against which Depository Receipts have been issued								
1	Promoter and Promoter Group	0	0	0	0	0.00	0	0	
2	Public	0	0	0	0	0.00	0	0	
	Sub-Total (C)	0	0	0	0	0	0	0	
	GRAND TOTAL (A)+(B)+(C)	2285	10250000	9579427	100.00	100.00	1400	0.07	



Sr. No.	Name of the shareholder	Details of Shares held		Encumbered shares (*)		Details of warrants		Details of convertible securities		Total shares (including underlying shares assuming full conversion of warrant and convertible securities) as a % of diluted share capital	
		Number of shares held	As a % of grand total (A)+(B)+(C)	No.	As a percentage (A)/(B)+(C)*100	As a % of grand total (A)+(B)+(C) of sub-clause (1)(a)	Number of warrants held	As a % of total No of warrants of the same class	Number of convertible securities held		As a % of total No of convertible securities of the same class
(i)	(ii)	(iii)	(iv)	(v)	(vi)	(vii)	(viii)	(ix)	(x)	(xi)	
1	G SANDHEEP	766920	7.48	0	0.00	0	0.00	0	0	0.00	7.48
2	GOKARAJU GANESH KUMAR	1231100	12.01	0	0.00	0	0.00	0	0	0.00	12.01
3	U SATYA SRINIVAS	40000	0.39	0	0.00	0	0.00	0	0	0.00	0.39
4	G VIJAYA KUMARI	1600	0.02	0	0.00	0	0.00	0	0	0.00	0.02
5	G RAMA RAJU	280	0.00	0	0.00	0	0.00	0	0	0.00	0.00
6	G SUBBA RAJU	280	0.00	0	0.00	0	0.00	0	0	0.00	0.00
7	B KASI RAJU	100	0.00	0	0.00	0	0.00	0	0	0.00	0.00
8	SILVER OAK TECHNOLOGIES PVT LIMITED	1496917	14.60	0	0.00	0	0.00	0	0	0.00	14.60
9	SRI INDRA DISTILLERY (P) LIMITED	1496350	14.60	0	0.00	0	0.00	0	0	0.00	14.60
10	SRI CELLARS PVT LTD	31080	0.30	0	0.00	0	0.00	0	0	0.00	0.30
11	TENNAG PRODUCE PRIVATE LIMITED	187957	1.82	0	0.00	0	0.00	0	0	0.00	1.82
	TOTAL	5251604	51.24	0	0.00	0	0.00	0	0	0	51.24

(*) The term "encumbrance" has the same meaning as assigned to it in regulation 28(3) of the SAST Regulations, 2011




(1)(c)(ii) Statement showing holding of securities (including shares, warrants, convertible securities) of persons (together with PAC) belonging to the category "Public" and holding more than 5% of the total number of shares of the company

Sr. No.	Name(s) of the shareholder(s) and the Persons Acting in Concert (PAC) with them	Number of shares	Shares as a percentage of total number of shares {i.e., Grand Total (A)+(B)+(C) indicated in Statement at para (1)(a) above}	Details of warrants		Details of convertible securities		Total shares (including underlying shares assuming full conversion of warrants and convertible securities) as a % of diluted share capital
				Number of warrants	As a % total number of warrants of the same class	Number of convertible securities held	% w.r.t total number of convertible securities of the same class	
1	TYCHE CHEM LIMITED	1533532	14.96	0	0	0	0	14.96
				0.00	0.00	0.00	0.00	14.96
	TOTAL	1533532	14.96					



(1)(d) Statement showing details of locked-in shares

Sr. No.	Name of the shareholder	Number of locked-in shares	Locked-in shares as a percentage of total number of shares (i.e., Grand Total (A)+(B)+(C) indicated in Statement at para (1)(a) above)
1	G SANDEEP	766920	7.48
2	GOKARAJU GANESH KUMAR	1231100	12.01
3	U. SATYA SRINIVAS	40000	0.39
4	G VIJAYA KUMARI	1600	0.02
5	G RAMA RAJU	280	0.00
6	G SUBBA RAJU	280	0.00
7	B KASI RAJU	100	0.00
8	SILVER OAK TECHNOLOGIES PVT LIMITED	1496917	14.60
9	SRI INDRA DISTILLERY (P) LIMITED	1496350	14.60
10	SIRI CELLARS PVT LTD	31000	0.30
11	INNAG PROJECTS PRIVATE LIMITED	187057	1.82
TOTAL		5251604	51.24



(II)(a) Statement showing details of Depository Receipts (DRs)

Sr. No.	Type of outstanding DR (ADRs, GDRs, SDRs, etc.)	Number of outstanding DRs	Number of shares underlying outstanding DRs	Shares underlying outstanding DRs as a percentage of total number of shares {i.e., Grand Total (A)+(B)+(C) indicated in Statement at para (I)(a) above}
NIL				



(II)(b) Statement showing holding of Depository Receipts (DRs), where underlying shares held by "promoter/promoter group" are in excess of 1% of the total number of shares

Sr. No.	Name of the DR Holder	Type of outstanding DR (ADRs, GDRs, SDRs, etc.)	Number of shares underlying outstanding DRs	Shares underlying outstanding DRs as a percentage of total number of shares (i.e., Grand Total (A)+(B)+(C) indicated in Statement at para (I)(a) above)
NIL				

