

Tyche Industries Limited



Introductory sub-table (I)(a)


Name of the Company: TYCHE INDUSTRIES LIMITED				
Scrip Code, Name of the scrip, class of security: 532384, TYCHE, EQUITY				
Quarter ended: 31st December 2013				
Partly paid-up shares:-		No. of partly paid-up shares	As a % of total no. of partly paid-up shares	As a % of total no. of shares of the company
Held by promoter/promoter group		0	0.00	0.0000
Held by public		38400	100.00	0.3746
Total		38400	100.00	0.3746
Outstanding convertible securities:-		No. of outstanding securities	As a % of total no. of outstanding convertible securities	As a % of total no. of shares of the company, assuming full conversion of the convertible securities
Held by promoter/promoter group		0	0	0
Held by public		0	0	0
Total		0	0	0
Warrants:-		No. of warrants	As a % of total no. of warrants	As a % of total no. of shares of the company, assuming full conversion of warrants
Held by promoter/promoter group		0	0	0
Held by public		0	0	0
Total		0	0	0
Total paid-up capital of the company, assuming full conversion of warrants and convertible securities		10250000 Equity Shares of Rs.10/- each		



G. Srinivas

Statement Showing Shareholding Pattern

Category code	Category of Shareholder	Number of Shareholders	Table (I)(a)		Total shareholding as a percentage of total number of shares		Shares Pledged or otherwise encumbered		
			Total number of shares	Number of shares held in dematerialized form	As a percentage of (A+B) ¹	As a percentage of (A+B+C)	Number of shares	As a percentage (IX) = (VIII)/(IV)*100	
			(IV)	(V)					(VI)
(A)	Shareholding of Promoter and								
1	Indian								
(a)	Individuals/ Hindu Undivided Family	7	2293130	2293130	22.37	22.37	0	0.00	
(b)	Central Government/ State Government(s)				0.00	0.00	0	0.00	
(c)	Bodies Corporate	4	3211324	3211324	31.33	31.33	0	0.00	
(d)	Financial Institutions/ Banks				0.00	0.00	0	0.00	
(e)	Any Others(Specify)				0.00	0.00	0	0.00	
(e-i)					0.00	0.00	0	0.00	
(e-ii)					0.00	0.00	0	0.00	
	Sub Total(A)(1)	11	5504454	5504454	53.70	53.70	0	0.00	
2	Foreign								
a	Individuals (Non-Residents Individuals/ Foreign Individuals)		0	0	0.00	0.00	0	0.00	
b	Bodies Corporate		0	0	0.00	0.00	0	0.00	
c	Institutions		0	0	0.00	0.00	0	0.00	
d	Qualified Foreign Investor		0	0	0.00	0.00	0	0.00	
e	Any Others(Specify)		0	0	0.00	0.00	0	0.00	
e-i			0	0	0.00	0.00	0	0.00	
e-ii			0	0	0.00	0.00	0	0.00	
	Sub Total(A)(2)	0	0	0	0.00	0.00	0	0.00	
	Total Shareholding of Promoter and	11	5504454	5504454	53.70	53.70	0	0.00	
(B)	Public shareholding								
1	Institutions								
(a)	Mutual Funds/ UTI	0	0	0	0.00	0.00	0.00	0.00	
(b)	Financial Institutions/ Banks	0	0	0	0.00	0.00	0.00	0.00	
(c)	Central Government/ State Government(s)	0	0	0	0.00	0.00	0.00	0.00	
(d)	Venture Capital Funds	0	0	0	0.00	0.00	0.00	0.00	
(e)	Insurance Companies	0	0	0	0.00	0.00	0.00	0.00	
(f)	Foreign Institutional Investors	0	0	0	0.00	0.00	0.00	0.00	
(g)	Foreign Venture Capital Investors	0	0	0	0.00	0.00	0.00	0.00	
(h)	Qualified Foreign Investor	0	0	0	0.00	0.00	0.00	0.00	
(i)	Any Other (specify)	0	0	0	0.00	0.00	0.00	0.00	
(i-ii)		0	0	0	0.00	0.00	0.00	0.00	
(i-ii)		0	0	0	0.00	0.00	0.00	0.00	
	Sub-Total (B)(1)	0	0	0	0.00	0.00	0	0.00	



G. Soudo = P

B 2	Non-institutions							
(a)	Bodies Corporate	73	1821407	1821407	17.77	17.77	0	0
(b)	Individuals				0.00	0.00	0	0
I	Individuals -i. Individual shareholders holding nominal share capital up to Rs 1 lakh	2016	1817545	1464932	17.73	17.73	1050	0.06
II	ii. Individual shareholders holding nominal share capital in excess of Rs. 1 lakh.	31	1069857	1069857	10.44	10.44	0	0.00
(c)	Qualified Foreign Investor	0	0	0	0.00	0.00	0	0.00
(d)	Any Other (NRI'S)	10	25350	25350	0.25	0.25	0	0.00
(d-i)	Any Other (Clearing Members)	19	11387	11387	0.11	0.11	0	0.00
(d-ii)								
	Sub-Total (B)(2)	2149	4745546	4392933	46.30	46.30	1050.00	0.02
(B)	Total Public Shareholding (B)= (B)(1)+(B)(2)	2149	4745546	4392933	46.30	46.30	1050.00	0.02
	TOTAL (A)+(B)	2160	10250000	9897387	100.00	100.00	1050	0.01
(C)	Shares held by Custodians and against which Depository Receipts have been issued							
1	Promoter and Promoter Group	0	0	0	0	0.00	0	0
2	Public	0	0	0	0	0.00	0	0
	Sub-Total (C)	0	0	0	0	0	0	0
	GRAND TOTAL (A)+(B)+(C)	2160	10250000	9897387	100.00	100.00	1050	0.01




G. Sankar

(1)(b) Statement showing holding of securities (including shares, warrants, convertible securities) of persons belonging to the category "Promoter and Promoter Group"

Sr. No.	Name of the shareholder	Details of Shares held		Encumbered shares (*)		Details of warrants		Details of convertible securities		Total shares (including underlying shares assuming full conversion of warrant and convertible securities) as a % of diluted share capital
		Number of shares held	As a % of grand total (A)+(B)+(C)	No.	As a percentage (A)/(A)+(B)+(C)*100	As a % of grand total (A)+(B)+(C) of sub-clause (1)(a)	Number of warrants held	As a % of total No of warrants of same class	Number of convertible securities held	
(i)	(ii)	(iii)	(iv)	(v)	(vi)=(iii)/(iv)*100	(vii)	(viii)	(ix)	(x)	(xi)
1	GOKARAJU SANDEEP	842775	8.22	0	0.00	0	0.00	0	0.00	8.22
2	G.GANESH KUMAR	1408095	13.74	0	0.00	0	0.00	0	0.00	13.74
3	U. SATYA SRINIVAS	40000	0.39	0	0.00	0	0.00	0	0.00	0.39
4	G VIJAYA KUMARI	1600	0.02	0	0.00	0	0.00	0	0.00	0.02
5	G RAMA RAJU	280	0.00	0	0.00	0	0.00	0	0.00	0.00
6	G SUBBA RAJU	280	0.00	0	0.00	0	0.00	0	0.00	0.00
7	B KASI RAJU	100	0.00	0	0.00	0	0.00	0	0.00	0.00
8	SILVER OAK TECHNOLOGIES PVT LIMIT	1496917	14.60	0	0.00	0	0.00	0	0.00	14.60
9	SRI INDRA DISTILLERY (P) LIMITED	1496350	14.60	0	0.00	0	0.00	0	0.00	14.60
10	SRI CELLARS PVT LTD	31000	0.30	0	0.00	0	0.00	0	0.00	0.30
11	INNAG PROJECTS PRIVATE LIMITED	187057	1.82	0	0.00	0	0.00	0	0.00	1.82
TOTAL		5504454	53.70	0	0.00	0	0.00	0	0	53.70

(*) The term "encumbrance" has the same meaning as assigned to it in regulation 28(3) of the SAST Regulations, 2011



Er. Sandeep


(1)(c)(i) Statement showing holding of securities (including shares, warrants, convertible securities) of persons belonging to the category "Public" and holding more than 1% of the total number of shares

Sr. No.	Name of the shareholder	Number of shares held	Shares as a percentage of total number of shares {i.e., Grand Total (A)+(B)+(C) indicated in Statement at para (1)(a) above}	Details of warrants		Details of convertible securities		Total shares (including underlying shares assuming full conversion of warrants and convertible securities) as a % of diluted share
				Number of warrants held	As a % total number of warrants of the same class	Number of convertible securities held	% w.r.t total number of convertible securities of the same class	
1	GOKARAJU VENKATA NARASIMHA RAJU	211365	2.06	0	0	0	0	2.06
2	GOKARAJU SAILAJA	109583	1.07	0	0	0	0	1.07
3	TYCHE CHEM LIMITED	1533532	14.96	0	0	0	0	14.96
4	NARENDRAKUMAR B GUPTA	123330	1.20	0	0	0	0	1.20
TOTAL		1977810	19.30	0.00	0.00	0.00	0.00	19.30

G. Sanderp

(I)(c)(ii) Statement showing holding of securities (including shares, warrants, convertible securities) of persons (together with PAC) belonging to the category "Public" and holding more than 5% of the total number of shares of the company

Sr. No.	Name(s) of the shareholder(s) and the Persons Acting in Concert (PAC) with them	Number of shares	Shares as a percentage of total number of shares {i.e., Grand Total (A)+(B)+(C) indicated in Statement at para (I)(a) above}	Details of warrants			Details of convertible securities		Total shares (including underlying shares assuming full conversion of warrants and convertible securities) as a % of diluted share capital
				Number of warrants	As a % total number of warrants of the same class	Number of convertible securities held	% w.r.t total number of convertible securities of the same class		
1	TYCHE CHEM LIMITED	1533532	14.96	0	0	0	0	14.96	
TOTAL		1533532	14.96	0.00	0.00	0.00	0.00	14.96	



G. Sarda ef

(I)(d) Statement showing details of locked-in shares

Sr. No.	Name of the shareholder	Number of locked-in shares	Locked-in shares as a percentage of total number of shares (i.e., Grand Total (A)+(B)+(C) indicated in Statement at para (I)(a) above}
	NIL	NIL	NIL
TOTAL		0	0.00



G. Sundarap

(II)(a) Statement showing details of Depository Receipts (DRs)

Sr. No.	Type of outstanding DR (ADRs, GDRs, SDRs, etc.)	Number of outstanding DRs	Number of shares underlying outstanding DRs	Shares underlying outstanding DRs as a percentage of total number of shares {i.e., Grand Total (A)+(B)+(C) indicated in Statement at para (I)(a) above}
NIL				



G. Sandeep

(II)(b) Statement showing holding of Depository Receipts (DRs), where underlying shares held by "promoter/promoter group" are in excess of 1% of the total number of shares

Sr. No.	Name of the DR Holder	Type of outstanding DR (ADRs, GDRs, SDRs, etc.)	Number of shares underlying outstanding DRs	Shares underlying outstanding DRs as a percentage of total number of shares (i.e., Grand Total (A)+(B)+(C) indicated in Statement at para (I)(a) above)
NIL				



G. Sandeep