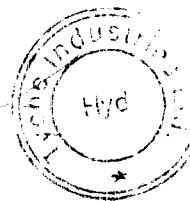




# Tyche Industries Limited

Introductory sub-table (I)(a)

|   |                                      |  |   |
|---|--------------------------------------|--|---|
| Name of the Company: TYCHE INDUSTRIES LIMITED   |                                      |  |   |
| Scrip Code, Name of the scrip, class of security: 532384, TYCHE, EQUITY                               |                                      |  |   |
| Quarter ended: 30th September, 2014   |                                      |  |   |
| <b>Partly paid-up shares:-</b>  |                                      |  |   |
|   | <b>No. of partly paid-up shares</b>  | <b>As a % of total no. of partly paid-up shares</b>              | <b>As a % of total no. of shares of the company</b>   |
| Held by promoter/promoter group   | 0                                    | 0.00   | 0.0000  |
| Held by public  | 38400                                | 100.00   | 0.3746  |
| <b>Total</b>  | <b>38400</b>                         | <b>100.00</b>  | <b>0.3746</b>   |
| <b>Outstanding convertible securities:</b>  |                                      |  |   |
|   | <b>No. of outstanding securities</b> | <b>As a % of total no. of outstanding convertible securities</b> | <b>As a % of total no. of shares of the company, assuming full conversion of the convertible securities</b> |
| Held by promoter/promoter group   | 0                                    | 0  | 0   |
| Held by public  | 0                                    | 0  | 0   |
| <b>Total</b>  | <b>0</b>                             | <b>0</b>   | <b>0</b>  |
| <b>Warrants:-</b>   |                                      |  |   |
|   | <b>No. of warrants</b>               | <b>As a % of total no. of warrants</b>                           | <b>As a % of total no. of shares of the company, assuming full conversion of warrants</b>                   |
| Held by promoter/promoter group   | 0                                    | 0  | 0   |
| Held by public  | 0                                    | 0  | 0   |
| <b>Total</b>  | <b>0</b>                             | <b>0</b>   | <b>0</b>  |
| Total paid-up capital of the company, assuming full conversion of warrants and convertible securities |                                      | 10250000 Equity Shares of Rs.10/- each                           |   |




**Regd. Office :** H.No. C 21/A, Road No. 9, Film Nagar, Jubilee Hills, Hyderabad - 500 096.  
Tel: +91-40-2354 1688, Fax: +91-40-2354 0933. E-mail : info@tycheindustries.com

**Factory :** Door No. 6-223, Sarpavaram, Kakinada. East Godavari Dist.


CIN:L72200TG1998PLC029809

**Statement Showing Shareholding Pattern**

| Category code | Category of Shareholder                                      | Number of Shareholders | Table (I)(a)           |  | Total shareholding as a percentage of total number of shares |                            | Shares Pledged or otherwise encumbered |  |      |
|---------------|--|------------------------|------------------------|--|--|----------------------------|--|--|------|
|               |  |                        | Total number of shares | Number of shares held in dematerialized form | As a percentage of (A+B) <sup>1</sup>                        | As a percentage of (A+B+C) | Number of shares                       | As a percentage (IX) = (VIII)/(IV)*100 |      |
|               |  |                        | (IV)                   | (V)  |  |                            |  |  | (VI) |
| (A)           | <b>Shareholding of Promoter and</b>                          |                        |                        |  |  |                            |  |  |      |
| <b>1</b>      | <b>Indian</b>  |                        |                        |  |  |                            |  |  |      |
| (a)           | Individuals' Hindu Undivided Family                          | 7                      | 2293130                | 2293130                                      | 22.37  | 22.37                      | 0                                      | 0.00                                   |      |
| (b)           | Central Government/ State Government(s)                      |                        |                        |  | 0.00   | 0.00                       | 0                                      | 0.00                                   |      |
| (c)           | Bodies Corporate   | 4                      | 3211324                | 3211324                                      | 31.33  | 31.33                      | 0                                      | 0.00                                   |      |
| (d)           | Financial Institutions/ Banks                                |                        |                        |  | 0.00   | 0.00                       | 0                                      | 0.00                                   |      |
| (e)           | Any Others (Specify)   |                        |                        |  | 0.00   | 0.00                       | 0                                      | 0.00                                   |      |
| (e-i)         |  |                        |                        |  | 0.00   | 0.00                       | 0                                      | 0.00                                   |      |
| (e-ii)        |  |                        |                        |  | 0.00   | 0.00                       | 0                                      | 0.00                                   |      |
|               | <b>Sub Total(A)(1)</b>                                       | <b>11</b>              | <b>5504454</b>         | <b>5504454</b>                               | <b>53.70</b>   | <b>53.70</b>               | <b>0</b>                               | <b>0.00</b>                            |      |
| <b>2</b>      | <b>Foreign</b>   |                        |                        |  |  |                            |  |  |      |
| a             | Individuals (Non-Residents Individuals/ Foreign Individuals) |                        | 0                      | 0  | 0.00   | 0.00                       | 0                                      | 0.00                                   |      |
| b             | Bodies Corporate   |                        | 0                      | 0  | 0.00   | 0.00                       | 0                                      | 0.00                                   |      |
| c             | Institutions   |                        | 0                      | 0  | 0.00   | 0.00                       | 0                                      | 0.00                                   |      |
| d             | Qualified Foreign Investor                                   |                        | 0                      | 0  | 0.00   | 0.00                       | 0                                      | 0.00                                   |      |
| e             | Any Others (Specify)   |                        | 0                      | 0  | 0.00   | 0.00                       | 0                                      | 0.00                                   |      |
| e-i           |  |                        | 0                      | 0  | 0.00   | 0.00                       | 0                                      | 0.00                                   |      |
| e-ii          |  |                        | 0                      | 0  | 0.00   | 0.00                       | 0                                      | 0.00                                   |      |
|               | <b>Sub Total(A)(2)</b>                                       | <b>0</b>               | <b>0</b>               | <b>0</b>                                     | <b>0.00</b>  | <b>0.00</b>                | <b>0</b>                               | <b>0.00</b>                            |      |
|               | <b>Total Shareholding of Promoter and</b>                    | <b>11</b>              | <b>5504454</b>         | <b>5504454</b>                               | <b>53.70</b>   | <b>53.70</b>               | <b>0</b>                               | <b>0.00</b>                            |      |
| <b>(B)</b>    | <b>Public shareholding</b>                                   |                        |                        |  |  |                            |  |  |      |
| <b>1</b>      | <b>Institutions</b>  |                        |                        |  |  |                            |  |  |      |
| (a)           | Mutual Funds/ UTI  | 0                      | 0                      | 0  | 0.00   | 0.00                       | 0.00                                   | 0.00                                   |      |
| (b)           | Financial Institutions/ Banks                                | 0                      | 0                      | 0  | 0.00   | 0.00                       | 0.00                                   | 0.00                                   |      |
| (c)           | Central Government/ State Government(s)                      | 0                      | 0                      | 0  | 0.00   | 0.00                       | 0.00                                   | 0.00                                   |      |
| (d)           | Venture Capital Funds  | 0                      | 0                      | 0  | 0.00   | 0.00                       | 0.00                                   | 0.00                                   |      |
| (e)           | Insurance Companies  | 0                      | 0                      | 0  | 0.00   | 0.00                       | 0.00                                   | 0.00                                   |      |
| (f)           | Foreign Institutional Investors                              | 0                      | 0                      | 0  | 0.00   | 0.00                       | 0.00                                   | 0.00                                   |      |
| (g)           | Foreign Venture Capital Investors                            | 0                      | 0                      | 0  | 0.00   | 0.00                       | 0.00                                   | 0.00                                   |      |
| (h)           | Qualified Foreign Investor                                   | 0                      | 0                      | 0  | 0.00   | 0.00                       | 0.00                                   | 0.00                                   |      |
| (i)           | Any Other (specify)  | 0                      | 0                      | 0  | 0.00   | 0.00                       | 0.00                                   | 0.00                                   |      |
| (i-ii)        |  | 0                      | 0                      | 0  | 0.00   | 0.00                       | 0.00                                   | 0.00                                   |      |
| (i-ii)        |  | 0                      | 0                      | 0  | 0.00   | 0.00                       | 0.00                                   | 0.00                                   |      |
|               | <b>Sub-Total (B)(1)</b>                                      | <b>0</b>               | <b>0</b>               | <b>0</b>                                     | <b>0.00</b>  | <b>0.00</b>                | <b>0</b>                               | <b>0.00</b>                            |      |



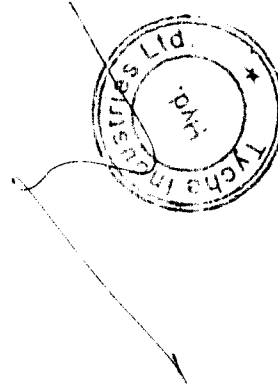
|            |   |             |                 |                |               |               |                |             |
|------------|---|-------------|-----------------|----------------|---------------|---------------|----------------|-------------|
| <b>B 2</b> | <b>Non-institutions</b>   |             |                 |                |               |               |                |             |
| (a)        | Bodies Corporate  | 79          | 1722996         | 1722996        | 16.81         | 16.81         | 0              | 0           |
| (b)        | Individuals   |             |                 |                | 0.00          | 0.00          | 0              | 0           |
| I          | i. Individual shareholders holding nominal share capital up to Rs 1 lakh                | 2078        | 1813090         | 1462977        | 17.69         | 17.69         | 1000           | 0.06        |
| II         | ii. Individual shareholders holding nominal share capital in excess of Rs. 1 lakh.      | 29          | 1130911         | 1130911        | 11.03         | 11.03         | 0              | 0.00        |
| (c)        | Qualified Foreign Investor  | 0           | 0               | 0              | 0.00          | 0.00          | 0              | 0.00        |
| (d)        | Any Other (NRIS)  | 14          | 29888           | 29888          | 0.29          | 0.29          | 0              | 0.00        |
| (d-i)      | Any Other (Clearing Members)  | 6           | 48661           | 48661          | 0.47          | 0.47          | 0              | 0.00        |
| (d-ii)     |   |             |                 |                |               |               |                |             |
|            | <b>Sub-Total (B)(2)</b>   | <b>2206</b> | <b>4745546</b>  | <b>4395433</b> | <b>46.30</b>  | <b>46.30</b>  | <b>1000.00</b> | <b>0.02</b> |
| <b>(B)</b> | <b>Total Public Shareholding (B)= (B)(1)+(B)(2)</b>                                     | <b>2206</b> | <b>4745546</b>  | <b>4395433</b> | <b>46.30</b>  | <b>46.30</b>  | <b>1000.00</b> | <b>0.02</b> |
|            | <b>TOTAL (A)+(B)</b>  | <b>2217</b> | <b>10250000</b> | <b>9899887</b> | <b>100.00</b> | <b>100.00</b> | <b>1000</b>    | <b>0.01</b> |
| <b>(C)</b> | <b>Shares held by Custodians and against which Depository Receipts have been issued</b> |             |                 |                |               |               |                |             |
| 1          | Promoter and Promoter Group   | 0           | 0               | 0              | 0             | 0.00          | 0              | 0           |
| 2          | Public  | 0           | 0               | 0              | 0             | 0.00          | 0              | 0           |
|            | <b>Sub-Total (C)</b>  | <b>0</b>    | <b>0</b>        | <b>0</b>       | <b>0</b>      | <b>0</b>      | <b>0</b>       | <b>0</b>    |
|            | <b>GRAND TOTAL (A)+(B)+(C)</b>  | <b>2217</b> | <b>10250000</b> | <b>9899887</b> | <b>100.00</b> | <b>100.00</b> | <b>1000</b>    | <b>0.01</b> |



(1)(b) Statement showing holding of securities (including shares, warrants, convertible securities) of persons belonging to the category "Promoter and Promoter Group"

| Sr. No.      | Name of the shareholder           | Details of Shares held |                                   | Encumbered shares (*) |                                    | Details of warrants                                    |                         | Details of convertible securities                |                                       | Total shares (including underlying shares assuming full conversion of warrant and convertible securities) as a % of diluted share capital<br>(XII) |  |
|--------------|-----------------------------------|------------------------|-----------------------------------|-----------------------|------------------------------------|--|-------------------------|--|---------------------------------------|--|--|
|              |                                   | Number of shares held  | As a % of grand total (A)+(B)+(C) | No.                   | As a percentage (VI)=(V)/(III)*100 | As a % of grand total (A)+(B)+(C) of sub-clause (I)(a) | Number of warrants held | As a % of total No of warrants of the same class | Number of convertible securities held |  | As a % of total No of convertible securities of the same class |
| (I)          | (II)                              | (III)                  | (IV)                              | (V)                   | (VI)                               | (VII)  | (VIII)                  | (IX)   | (X)                                   | (XI)   |  |
| 1            | GOKARAJU SANDEEP                  | 842775                 | 8.22                              | 0                     | 0.00                               | 0.00   | 0                       | 0.00   | 0                                     | 0.00   | 8.22   |
| 2            | G GANESH KUMAR                    | 1408095                | 13.74                             | 0                     | 0.00                               | 0.00   | 0                       | 0.00   | 0                                     | 0.00   | 13.74  |
| 3            | U. SATYA SRINIVAS                 | 40000                  | 0.39                              | 0                     | 0.00                               | 0.00   | 0                       | 0.00   | 0                                     | 0.00   | 0.39   |
| 4            | G VIJAYA KUMARI                   | 1600                   | 0.02                              | 0                     | 0.00                               | 0.00   | 0                       | 0.00   | 0                                     | 0.00   | 0.02   |
| 5            | G RAMA RAJU                       | 280                    | 0.00                              | 0                     | 0.00                               | 0.00   | 0                       | 0.00   | 0                                     | 0.00   | 0.00   |
| 6            | G SUBBA RAJU                      | 280                    | 0.00                              | 0                     | 0.00                               | 0.00   | 0                       | 0.00   | 0                                     | 0.00   | 0.00   |
| 7            | B KASI RAJU                       | 100                    | 0.00                              | 0                     | 0.00                               | 0.00   | 0                       | 0.00   | 0                                     | 0.00   | 0.00   |
| 8            | SILVER OAK TECHNOLOGIES PVT LIMIT | 1496917                | 14.60                             | 0                     | 0.00                               | 0.00   | 0                       | 0.00   | 0                                     | 0.00   | 14.60  |
| 9            | SRI INDRA DISTILLERY (P) LIMITED  | 1496350                | 14.60                             | 0                     | 0.00                               | 0.00   | 0                       | 0.00   | 0                                     | 0.00   | 14.60  |
| 10           | SRI CELLARS PVT LTD               | 31000                  | 0.30                              | 0                     | 0.00                               | 0.00   | 0                       | 0.00   | 0                                     | 0.00   | 0.30   |
| 11           | INNAG PROJECTS PRIVATE LIMITED    | 187057                 | 1.82                              | 0                     | 0.00                               | 0.00   | 0                       | 0.00   | 0                                     | 0.00   | 1.82   |
| <b>TOTAL</b> |                                   | <b>5504454</b>         | <b>53.70</b>                      | <b>0</b>              | <b>0.00</b>                        | <b>0.00</b>  | <b>0</b>                | <b>0.00</b>                                      | <b>0</b>                              | <b>0.00</b>  | <b>53.70</b>   |


(\*) The term "encumbrance" has the same meaning as assigned to it in regulation 28(3) of the SAST Regulations, 2011






**(D)(c)(ii) Statement showing holding of securities (including shares, warrants, convertible securities) of persons (together with PAC) belonging to the category "Public" and holding more than 5% of the total number of shares of the company**

| Sr. No.      | Name(s) of the shareholder(s) and the Persons Acting in Concert (PAC) with them | Number of shares | Shares as a percentage of total number of shares {i.e., Grand Total (A)+(B)+(C) indicated in Statement at para (I)(a) above} | Details of warrants |   | Details of convertible securities     |  |             | Total shares (including underlying shares assuming full conversion of warrants and convertible securities) as a % of diluted share capital |
|--------------|---|------------------|--|---------------------|---|---------------------------------------|--|-------------|--|
|              |   |                  |  | Number of warrants  | As a % total number of warrants of the same class | Number of convertible securities held | % w.r.t total number of convertible securities of the same class |             |  |
| 1            | TYCHE CHEM LIMITED  | 1533532          | 14.96  | 0                   | 0.00  | 0                                     | 0.00   | 0           | 14.96  |
|              |   |                  |  |                     |   |                                       |  |             |  |
|              |   |                  |  |                     |   |                                       |  |             |  |
| <b>TOTAL</b> |   | <b>1533532</b>   | <b>14.96</b>   | <b>0.00</b>         | <b>0.00</b>                                       | <b>0.00</b>                           | <b>0.00</b>  | <b>0.00</b> | <b>14.96</b>   |




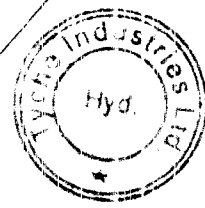
(I)(d) Statement showing details of locked-in shares

| Sr. No.      | Name of the shareholder | Number of locked-in shares | Locked-in shares as a percentage of total number of shares {i.e., Grand Total (A)+(B)+(C) indicated in Statement at para (I)(a) above} |
|--------------|-------------------------|----------------------------|--|
|              | NIL                     | NIL                        | NIL  |
|              |                         |                            |  |
|              |                         |                            |  |
| <b>TOTAL</b> |                         | <b>0</b>                   | <b>0.00</b>  |



(II)(a) Statement showing details of Depository Receipts (DRs)

| Sr. No. | Type of outstanding DR (ADRs, GDRs, SDRs, etc.) | Number of outstanding DRs | Number of shares underlying outstanding DRs | Shares underlying outstanding DRs as a percentage of total number of shares {i.e., Grand Total (A)+(B)+(C) indicated in Statement at para (I)(a) above} |
|---------|---|---------------------------|---|---|
|         |   |                           |   |   |
|         |   |                           |   |   |
|         |   |                           |   |   |
|         |   |                           |   |   |
| NIL     |   |                           |   |   |



(II)(b) Statement showing holding of Depository Receipts (DRs), where underlying shares held by "promoter/promoter group" are in excess of 1% of the total number of shares

| Sr. No. | Name of the DR Holder | Type of outstanding DR (ADRs, GDRs, SDRs, etc.) | Number of shares underlying outstanding DRs | Shares underlying outstanding DRs as a percentage of total number of shares {i.e., Grand Total (A)+(B)+(C) indicated in Statement at para (I)(a) above} |
|---------|-----------------------|---|---|---|
|         |                       |   |   |   |
|         |                       |   |   |   |
|         |                       |   |   |   |
| NIL     |                       |   |   |   |

