




# Tyche Industries Limited

Introductory sub-table (I)(a)

Name of the Company: TYCHE INDUSTRIES LIMITED			
Scrip Code, Name of the scrip, class of security: 532384, TYCHE, EQUITY			
Quarter ended: 31st March, 2015			
<b>Partly paid-up shares:-</b>			
	<b>No. of partly paid-up shares</b>	<b>As a % of total no. of partly paid-up shares</b>	<b>As a % of total no. of shares of the company</b>
Held by promoter/promoter group	0	0.00	0.0000
Held by public	38400	100.00	0.3746
<b>Total</b>	<b>38400</b>	<b>100.00</b>	<b>0.3746</b>
<b>Outstanding convertible securities:-</b>			
	<b>No. of outstanding securities</b>	<b>As a % of total no. of outstanding convertible securities</b>	<b>As a % of total no. of shares of the company, assuming full conversion of the convertible securities</b>
Held by promoter/promoter group	0	0	0
Held by public	0	0	0
<b>Total</b>	<b>0</b>	<b>0</b>	<b>0</b>
<b>Warrants:-</b>			
	<b>No. of warrants</b>	<b>As a % of total no. of warrants</b>	<b>As a % of total no. of shares of the company, assuming full conversion of warrants</b>
Held by promoter/promoter group	0	0	0
Held by public	0	0	0
<b>Total</b>	<b>0</b>	<b>0</b>	<b>0</b>
Total paid-up capital of the company, assuming full conversion of warrants and convertible securities		10250000 Equity Shares of Rs.10/- each	




Regd. Office : H.No. C 21/A, Road No. 9, Film Nagar, Jubilee Hills, Hyderabad - 500 096.  
Tel: +91-40-2354 1688, Fax: +91-40-2354 0933, E-mail : info@tycheindustries.com

Factory : Door No. 6-223, Sarpavaram, Kakinada, East Godavari Dist.


CIN:L72200TG1998PLC029809

**Statement Showing Shareholding Pattern**

Category code	Category of Shareholder	Number of Shareholders	Table (I)(a)		Total shareholding as a percentage of total number of shares		Shares Pledged or otherwise encumbered		
			Total number of shares	Number of shares held in dematerialized form	As a percentage of (A+B) <sup>1</sup>	As a percentage of (A+B+C)	Number of shares	As a percentage	
			(IV)	(V)	(VI)	(VII)	(VIII)	(IX) = (VII)/(IV)*100	
(I)	(II)	(III)	(IV)	(V)	(VI)	(VII)	(VIII)	(IX) = (VII)/(IV)*100	
(A)	<b>Shareholding of Promoter and Promoter Group<sup>2</sup></b>								
<b>1</b>	<b>Indian</b>								
(a)	Individuals/ Hindu Undivided Family	7	2293130	2293130	22.37	22.37	0	0.00	
(b)	Central Government/ State Government(s)				0.00	0.00	0	0.00	
(c)	Bodies Corporate	4	3720493	3720493	36.30	36.30	0	0.00	
(d)	Financial Institutions/ Banks				0.00	0.00	0	0.00	
(e)	Any Others(Specify)				0.00	0.00	0	0.00	
(e-i)					0.00	0.00	0	0.00	
(e-ii)									
	<b>Sub Total(A)(1)</b>	<b>11</b>	<b>6013623</b>	<b>6013623</b>	<b>58.67</b>	<b>58.67</b>	<b>0</b>	<b>0.00</b>	
<b>2</b>	<b>Foreign</b>								
a	Individuals (Non-Residents Individuals/ Foreign Individuals)		0	0	0.00	0.00	0	0.00	
b	Bodies Corporate		0	0	0.00	0.00	0	0.00	
c	Institutions		0	0	0.00	0.00	0	0.00	
d	Qualified Foreign Investor		0	0	0.00	0.00	0	0.00	
e	Any Others(Specify)		0	0	0.00	0.00	0	0.00	
e-i			0	0	0.00	0.00	0	0.00	
e-ii									
	<b>Sub Total(A)(2)</b>	<b>0</b>	<b>0</b>	<b>0</b>	<b>0.00</b>	<b>0.00</b>	<b>0</b>	<b>0.00</b>	
	<b>Total Shareholding of Promoter and</b>	<b>11</b>	<b>6013623</b>	<b>6013623</b>	<b>58.67</b>	<b>58.67</b>	<b>0</b>	<b>0.00</b>	




<b>(B)</b>	<b>Public shareholding</b>							
<b>1</b>	<b>Institutions</b>							
(a)	Mutual Funds/ UTI	0	0	0	0.00	0.00	0.00	0.00
(b)	Financial Institutions / Banks	0	0	0	0.00	0.00	0.00	0.00
(c)	Central Government/ State Government(s)	0	0	0	0.00	0.00	0.00	0.00
(d)	Venture Capital Funds	0	0	0	0.00	0.00	0.00	0.00
(e)	Insurance Companies	0	0	0	0.00	0.00	0.00	0.00
(f)	Foreign Institutional Investors	0	0	0	0.00	0.00	0.00	0.00
(g)	Foreign Venture Capital Investors	0	0	0	0.00	0.00	0.00	0.00
(h)	Qualified Foreign Investor	0	0	0	0.00	0.00	0.00	0.00
(i)	Any Other (specify)	0	0	0	0.00	0.00	0.00	0.00
(i-ii)		0	0	0	0.00	0.00	0.00	0.00
(i-ii)		0	0	0	0.00	0.00	0.00	0.00
	<b>Sub-Total (B)(1)</b>	<b>0</b>	<b>0</b>	<b>0</b>	<b>0.00</b>	<b>0.00</b>	<b>0</b>	<b>0.00</b>
<b>B 2</b>	<b>Non-institutions</b>							
(a)	Bodies Corporate	67	1251489	1251489	12.21	12.21	0	0
(b)	Individuals				0.00	0.00	0	0
i	Individuals -i. Individual shareholders holding nominal share capital up to Rs 1 lakh	2035	1774216	1424603	17.31	17.31	1000	0.06
ii	Individual shareholders holding nominal share capital in excess of Rs. 1 lakh.	35	1157435	1157435	11.29	11.29	0	0.00
(c)	Qualified Foreign Investor	0	0	0	0.00	0.00	0	0.00
(d)	Any Other (NRI'S)	16	39547	39547	0.39	0.39	0	0.00
(d-i)	Any Other (Clearing Members)	2	13690	13690	0.13	0.13	0	0.00
(d-ii)								
	<b>Sub-Total (B)(2)</b>	<b>2155</b>	<b>4236377</b>	<b>3886764</b>	<b>41.33</b>	<b>41.33</b>	<b>1000.00</b>	<b>0.02</b>
<b>(B)</b>	<b>Total Public Shareholding (B)= (B)(1)+(B)(2)</b>	<b>2155</b>	<b>4236377</b>	<b>3886764</b>	<b>41.33</b>	<b>41.33</b>	<b>1000.00</b>	<b>0.02</b>
	<b>TOTAL (A)+(B)</b>	<b>2166</b>	<b>10250000</b>	<b>9900387</b>	<b>100.00</b>	<b>100.00</b>	<b>1000</b>	<b>0.01</b>
<b>(C)</b>	<b>Shares held by Custodians and against which Depository Receipts have been issued</b>							
1	Promoter and Promoter Group	0	0	0	0	0.00	0	0
2	Public	0	0	0	0	0.00	0	0
	<b>Sub-Total (C)</b>	<b>0</b>	<b>0</b>	<b>0</b>	<b>0</b>	<b>0</b>	<b>0</b>	<b>0</b>
	<b>GRAND TOTAL (A)+(B)+(C)</b>	<b>2166</b>	<b>10250000</b>	<b>9900387</b>	<b>100.00</b>	<b>100.00</b>	<b>1000</b>	<b>0.01</b>



(1)(b) Statement showing holding of securities (including shares, warrants, convertible securities) of persons belonging to the category "Promoter and Promoter Group"

Sr. No.	Name of the shareholder	Details of Shares held			Encumbered shares (*)			Details of warrants			Details of convertible securities			Total shares (including underlying shares assuming full conversion of warrant and convertible securities) as a % of diluted share capital
		Number of shares held	As a % of grand total (A)+(B)+(C)	No.	As a percentage of sub-clause (1)a	As a % of grand total (A)+(B)+(C)	Number of warrants held	As a % of total No of warrants of the same class	Number of convertible securities held	As a % of total No of convertible securities of the same class				
(i)	(ii)	(iii)	(iv)	(v)	(vi)=(v)/(iii)*100	(vii)	(viii)	(ix)	(x)	(xi)	(xii)			
1	GOKARAU SANDEEP	842775	8.22	0	0.00	0.00	0	0.00	0	0.00	8.22			
2	G.GANTISH KUMAR	1408095	13.74	0	0.00	0.00	0	0.00	0	0.00	13.74			
3	U SATYA SRINIVAS	40000	0.39	0	0.00	0.00	0	0.00	0	0.00	0.39			
4	G VIJAYA KUMARI	1600	0.02	0	0.00	0.00	0	0.00	0	0.00	0.02			
5	G RAMA RAO	280	0.00	0	0.00	0.00	0	0.00	0	0.00	0.00			
6	G SUBBA RAO	280	0.00	0	0.00	0.00	0	0.00	0	0.00	0.00			
7	R KASH RAO	100	0.00	0	0.00	0.00	0	0.00	0	0.00	0.00			
8	SILVER OAK TECHNOLOGIES PVT LIMITED	1834592	17.90	0	0.00	0.00	0	0.00	0	0.00	17.90			
9	SRI LINDRA DISTILLERY (P) LIMITED	1667844	16.27	0	0.00	0.00	0	0.00	0	0.00	16.27			
10	SRI CELARS PVT LTD	31000	0.30	0	0.00	0.00	0	0.00	0	0.00	0.30			
11	INNAG PROJECTS PRIVATE LIMITED	187057	1.82	0	0.00	0.00	0	0.00	0	0.00	1.82			
<b>TOTAL</b>		<b>6013623</b>	<b>58.67</b>	<b>0</b>	<b>0.00</b>	<b>0.00</b>	<b>0</b>	<b>0.00</b>	<b>0</b>	<b>0.00</b>	<b>58.67</b>			

(\*) The term "encumbrance" has the same meaning as assigned to it in regulation 28(3) of the SAST Regulations, 2011






**(D)(c)(ii) Statement showing holding of securities (including shares, warrants, convertible securities) of persons (together with PAC) belonging to the category "Public" and holding more than 5% of the total number of shares of the company**

Sr. No.	Name(s) of the shareholder(s) and the Persons Acting in Concert (PAC) with them	Number of shares	Shares as a percentage of total number of shares f.e., Grand Total (A)+(B)+(C) indicated in Statement at para (I)(a) above}	Details of warrants		Details of convertible securities		Total shares (including underlying shares assuming full conversion of warrants and convertible securities) as a % of diluted share capital
				Number of warrants	As a % total number of warrants of the same class	Number of convertible securities held	% w.r.t total number of convertible securities of the same class	
1	Plutus Techlabs Limited	1024099	9.99	0	0	0	0	9.99
<b>TOTAL</b>		<b>1024099</b>	<b>9.99</b>	<b>0.00</b>	<b>0.00</b>	<b>0.00</b>	<b>0.00</b>	<b>9.99</b>




(I)(d) Statement showing details of locked-in shares

Sr. No.	Name of the shareholder	Number of locked-in shares	Locked-in shares as a percentage of total number of shares {i.e., Grand Total (A)+(B)+(C) indicated in Statement at para (I)(a) above}
	NIL	NIL	NIL
<b>TOTAL</b>		<b>0</b>	<b>0.00</b>



(II)(a) Statement showing details of Depository Receipts (DRs)

Sr. No.	Type of outstanding DR (ADRs, GDRs, SDRs, etc.)	Number of outstanding DRs	Number of shares underlying outstanding DRs	Shares underlying outstanding DRs as a percentage of total number of shares {i.e., Grand Total (A)+(B)+(C) indicated in Statement at para (I)(a) above}
NIL				





(II)(b) Statement showing holding of Depository Receipts (DRs), where underlying shares held by "promoter/promoter group" are in excess of 1% of the total number of shares

Sr. No.	Name of the DR Holder	Type of outstanding DR (ADRs, GDRs, SDRs, etc.)	Number of shares underlying outstanding DRs	Shares underlying outstanding DRs as a percentage of total number of shares [i.e., Grand Total (A)+(B)+(C) indicated in Statement at para (I)(a) above]
NIL				

